

blomoba



complete:

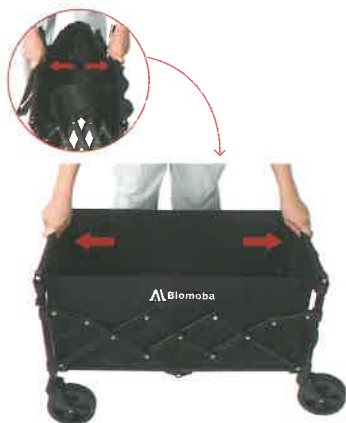


Front Wheel*4
(2 front wheels, 2 back wheels)




③ Removable Handle*1

2. Fully unfold the wagon to both sides




3. Press the buttons on both sides of the handle and insert them into the slot



4. Stretch the handle to use the wagon

Tip: To retract the handle, please press the button and push the handle down



3. Storage Instructions:


1. Lift up the underbody handle and retract the wagon



3. Tighten and attach the hook and loop, storage completed



2. Fasten the handle



⚠ Warning

1. Please do not overload to avoid damaging (Maximum: 220lbs)
 2. Please do not immerse it in water for a long time. In case of special circumstances, please air dry it as soon as possible to avoid shortening the product's service life!
 3. This wagon is not designed for carrying children or adults!
- If you meet some problems, please contact us without hesitation.
Email: cs@blomoba.com